



# BB&S LIGHTING PRESENTS



- PIPELINE SERIES
- REFLECT SERIES
- AREA 48 SERIES
- FORCE 7 LED LEKO
- COMPACT BEAMLIGHT
- K7 TWIST

## THE BB&S LIGHTING STORY



Peter Plesner brought his diverse experience working as a lighting designer for broadcast, musical tours and theatre to BB&S Lighting, which he co-founded in Denmark in 1999. Since then he's been dedicated to making high performance LED lights, and was among the first to pioneer remote phosphor technology, as well as other innovative professional LED light fixtures.

Today BB&S LIGHTING of Denmark presents an expanded array of award-winning high-end LED lighting. It's no wonder BB&S is the choice of professional filmmakers, broadcast lighting designers, videographers, documentarians and architectural lighting across the globe. BB&S Lights are available from top professional lighting dealers worldwide. And for custom work, the design experts at BB&S Lighting are on hand to design the perfect installation for your studio, stage, or arena.

## LIGHTING PEOPLE FOR OVER 20 YEARS





### **Page 3-4 Area 48**

- *Soft and Studio lines feature interchangeable phosphor panels allowing the fixture's color temperature to change from Daylight to Tungsten to Chroma-Green and more in seconds.*

### **Page 5-6 Area Color**

- *New Area 48 Color offers R/G/B+W/W for the most accurate color and white tweaking.*

### **Page 7-8 Pipeline**

*Pipeline System takes Remote Phosphor LED technology a step ahead with a cylindrical form factor in 3200°K, 4300°K & 5600°K versions*

- *Free 1" diameter by 4" to 4' lengths featuring inline dimmers*
- *Raw versions utilize the 4-Way Controller, or come in multi-lamp reflector banks*

### **Page 9-10 Pipeline Reflect**

*A new range of superior quality fixtures with integral reflectors offering optimal control, double output of the Pipes alone and dispersed light spanning a 90° angle with practically no spill.*

- *Pipeline Reflect Singles — Individual Pipes in Reflector Housings*
- *Pipeline Reflect 2-Bank — Double Pipes in Reflector Housings*

### **Page 11-12 Compact Beamlight**

*New type of studio, stage & architectural lighting with a 5.5" footprint that draws 40W yet produces up to 4000-lumens at 97 CRI. CBL-1 in 15 models*

### **Page 13 Force 7 LED LEKO**

*The first of its kind to offer the convenience of a single source LED and 97 CRI color rendition. Delivers smooth, even light without hot spots or double shadows.*

### **Page 14 K-7 Twist**

*Compact and versatile set and museum lighting that's elegant, practical and handsome.*



## AREA 48 STUDIO

For specific applications where smooth and accurate dimming in the last 5% is a must, BB&S offers the Area 48 Studio. The first of its kind, this feature is especially useful for sound stages, television studios, classic concert halls, theatres, and motion capture studios. The 48V Area 48 Studio also offers silent operation because the system does not require forced cooling. Interchangeable phosphor panels are available in Chroma Green, 2700°K, 3200°K, 4300°K, 5600°K, 6500°K, Chroma Blue and 10,000°K.

### Area 48 Studio only

Power: 48V

8/16 Bit Dimming 100%-0, even in the last 5%

**What is Remote Phosphor?** Both Area 48 Studio and Area 48 Soft use remote phosphor technology. Unlike standard LED lighting where the phosphor is applied directly onto the LEDs themselves, Area 48s utilize a phosphor layer that is positioned away from the LED emitter, providing brighter, higher fidelity light emission. Because the phosphors are not bonded directly onto the LEDs, they are not susceptible to the heat damage/color degradation over time that's inherent in traditional LED fixtures. The result is better color rendition over the life of the product.





Photo courtesy of Michielis Salisco, Director of Photography, The Island Project



## AREA 48 SOFT

*Inline Remote dimmer  
for Area 48 Soft*



The Area 48 Soft Remote Phosphor LED fixture provides HD-friendly 98 TLCI soft light output, comparable to a 1200 Watt traditional soft light, while drawing only 122 Watts. BB&S' integrated LED technology moves the color providing phosphor panel away from the LEDs, greatly improving color rendering, consistency and light output. Power versatile, they may be run via the Gold Mount battery plate or V-Lock plate or standard AC 100-240V mains. Interchangeable phosphor panels (Chroma Green, 2700°K, 3200°K, 4300°K, 5600°K, 6500°K, Chroma Blue and 10,000°K) are simple to quickly slip into the front of the fixture.

### Area 48 Soft only

Power: AC Power: 100 - 240V 50/60 Hz  
8/16 Bit Dimming 100% -3%

### Area 48 Soft & Studio Specifications

- Phosphor panels: 2700°K, 3200°K, 4300°K, 5600°K, 6500°K, Chroma Blue and 10,000°K.
- Max Power Consumption 122W
- Control: manual or internal
- Mode: Selectable via Digital Display
- Thermal: ambient operating temperature 0-40°C / 32-104°F
- Manual Dimming and Strobe



*Custom yokes  
available to hold  
2 (1x2) or 4 (2x2)  
or custom Area 48 fixtures  
for mega output*

*“We turned up the practical  
housetlights and matched the  
Area 48 Color fixtures across the  
yard to give natural-looking  
illumination.”*

Dan Kneece, Cinematographer

# AREA COLOR

UNPARALLELED ACCURACY



## AREA 48 & AREA 96

Area 48 and Area 96 Color full-color LED panel lights are designed to exceed the demanding criteria of cinematographers and lighting directors working with today's high-resolution cameras. They provide unparalleled color accurate illumination in both white light and R/G/B. They are totally free of the color shift inherent in most panel fixtures even while dimming from 100% to zero.

### Raises Color Accuracy Bar

The Area 48 Color sets yet higher standards for color accuracy. After 5 years of research, BB&S has developed a proprietary procedure and color algorithm to ensure precise color matching. Additionally BB&S selects the highest standard R/G/B and bi-color white LEDs (2700°K and 5600°K) that are selectively binned for quality.

### Skin Tones Matter

To compose artistic images, natural skin tones are crucial. BB&S has worked hard to optimize the color mix, making sure that the essential wavelengths for generating a natural look are present and consistent over the white spectrum.

### Perfect Whites & R/G/B

The new Area Colors deliver stunning saturated and tinted colors as well as clean white light at 2700°K and 5600°K at a higher than 13,000 Lumen output, for the Area 48 and xxx for Area 96, matching tungsten color rendering at both ends of the spectrum. All while drawing only 160W at full power.

### Soft Output, Wide Dispersion

The Area 48 Color delivers 13,000 Lumens, comparable to a 1500W tungsten soft light. With an even spherical light output, it delivers super soft light with wide 105° dispersion.

### Intuitive Touch screen Operation

A unique onboard touch screen offers local control over the ON/OFF function, Kelvin tweaking, plus/minus green, all colors and dimming.

### DMX/RDM


All on board functions can be controlled via DMX 512 / RDM.

### Flicker-free Dimming

The Area 48 Color is flicker free at any frame rate thanks to BB&S dimming technology. So there is no flicker while dimming 8/16 Bit from 100% to 0%, which is needed to fully accommodate high speed shooting. The Area 48 Color also accurately generates extremely fast-synced strobe effects at 1-150Hz.

### Small Footprint & Standard Accessories

They are well suited for stands or lighting grids with the PSU mounted on the yoke. They come with a 48V power supply, detachable barndoors, PowerCon True One locking AC cable and TVMP.



Custom yokes for  
2 (1x2) or 4 (2x2)  
Area 48 Color



Photo courtesy of Michelle Solicod, Director of the United Rhode Island Project.

## 10 BENEFITS

**WIDER COLOR GAMUT 2500°K-10,000°K** Incorporates R/G/B plus cool white and warm white, selectively binned 2700°K and 5600°K LEDs

**BETTER SKIN TONES** BB&S' color mix refining ensures the presence and consistency of essential wavelengths necessary to generate a natural look

**NO COLOR SHIFT** Proprietary software maintains consistency in CCT points for drift-free dimming

**INCREASED ACCURACY** 96-98 TLCI throughout the full range

**FLICKER-FREE AT ALL FRAME RATES** Smooth 8/16-bit DMX/RDM dimming all the way to zero

**TOUCHSCREEN** Including plus/minus green and color dimming.

### COMPACT

Area 48 Color 14"W x 11"H x 5"D (36cm W x 28cm H x 13cm D)

Area 96 Color 24"W x 11"H x 5"D (61cm W x 28cm H x 13cm D)



### LIGHTWEIGHT

Area 48 Color 4.6kg/10-lbs, w/PS U / Area 96 Color 9.0kg/20-lbs, w/PSU

### POWERFUL

Area 48 Color 13,000 Lumen output / Area 96 Color 26,000 Lumen output

**AFFORDABLE** Includes removable barn doors, 48V PSU, TVMP



# PIPELINE

The advantages of the finest LED lighting, plus the multifold benefits of remote phosphor, in a linear form factor.

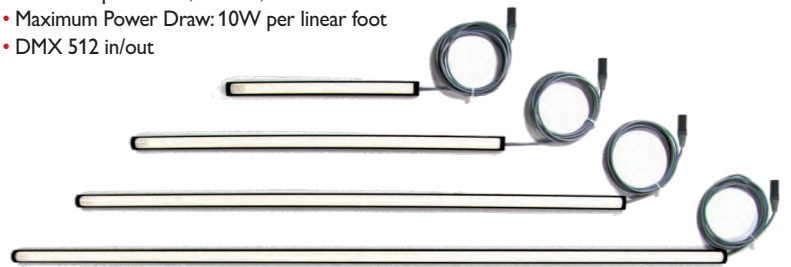


## Cylindrical Pipes

Pipeline is an expandable array of customizable cylindrical fixtures that produce soft, projected, fully dimmable 100%-0 output, spread over 180°, without color shift. The rugged, aluminum-backed, 1-inch/25mm diameter LED Pipes are available in lengths of 4', 8', 1', 2', 3' and 4' (101mm, 203mm, 305mm, 610mm, 914mm, 1219mm). Select from 3200°K, 4300°K or 5600°K Pipes individually or combined, along with a 4-Way Controller. They are also available ganged in 2 or 4-bank housings in 5600°K, 4300°K and 3200°K. RAW Pipes run off 48V for precise dimming even in the last 5%.

## RAW

- Choose from 1', 2', 3', 4', lengths with 3 pin XLR
- Color Temps: 3200°K, 4300°K, 5600°K
- Maximum Power Draw: 10W per linear foot
- DMX 512 in/out



## 4-BANKS

### First Remote Phosphor Light Banks

BB&S vastly improves on the classic light bank by adding the benefits of Remote Phosphor technology in the Pipeline 3' and 4' 4-Bank ready to go lighting fixtures.

**Cool And Powerful** Pipeline 4-Banks house 3' or 4' (914mm or 1219mm) long, 1-inch (25mm) diameter, Remote Phosphor LED Pipes. Three-foot units offer an output of 12,000 lumens at 100%, while the four-foot outputs a whopping 16,000 lumens! Yet, they run cool and power off 48V for smooth dimming all the way to zero.

**Get In Control** With a built-in 4-channel control, Pipeline 4-Banks are fully dimmable (100% to zero) without color shift or flicker. The Control offers 8- or 16-bit DMX and manual dimming plus strobe capability. Honeycombs, instant snap up soft boxes and grids are available to enhance light shaping.

**Color Match Any Situation** Pipeline 4-Banks come in 3200°K, 4300°K, 5600°K and the Bi-color model that allows users to dial-in any color temperature between 3200°K and 5600°K and individually tweak. As light intensity is increased or dimmed, there's no affect on color temperature.

- Choose from 3' or 4' lengths
- Power Supply: 48V with power connector cable
- Color-Temps: 3200°K, 4300°K, 5600°K,
- Built in DMX Controller
- Includes reflector housing



4 Banks are available with optional honeycombs, grids, and softboxes.



Raw Pipes

4-Way Controller

## 4-WAY CONTROLLER

The 1', 2', 3' and 4' Raw fixtures operate via the optional 4-Channel Pipeline 4-Way Controller. It runs up to 4 Pipes simultaneously and is prepared for optional wireless DMX control or built-in DMX 512 in and out and 48V power.

Utilizing the 4-channel control, Pipes are fully dimmable (100% to zero) without color shift or flicker. The control offers 8- or 16-bit DMX and manual dimming plus unique strobe capability. The firmware is upgradable to avoid obsolescence.





### Color—Pure, True, Consistent

With the benefits of remote phosphor's brighter, higher fidelity light emission, Pipeline's produce 1000 lumens per foot at 98 TLCl. The soft projected light is fully controllable and dimmable with no color shift or flicker.

### Power Ease

Free fixtures can be powered from AC mains 100-240V 50-60Hz or 14.4V DC. Draw is 10W for each linear foot of a Pipe. An optional battery box (holds 8 AAs) works with the Reporter 1', or Pipeline Free 4", 8" and 1'. Raw systems run off of 110-240 AC only with the 4-Way Controller. 4-Banks are 48V.

### Choice of Raw, Free or 4-Banks

Build a system to suit your needs. Raw Pipes offer a 3-pin XLR to plug into the optional 4-way Controller with DMX 512. Single 4", 8", 1', 2', 3' and 4' Free Pipes come with inline driver/dimmers. The cold shoe adapter with pin facilitates attachment of Raw and Free models. 4-Banks are complete 48V plug and play systems.

- Raw (no dimmer): Single 1', 2', 3' & 4', 1' 4-Bank, 2' 2-Bank fixtures
- Free (manual inline driver/dimmer): Single 4", 8", 1', 2'
- 4-Banks (complete): 3' & 4' DMX-controllable fixtures with reflector housing (single or bi-color)

## FREE

- 1'=1000 Lumens on 10W max draw
- 2'=2000 Lumens on 20W max draw
- DC: 10-20V, AC: 110-240V, 50/60Hz
- Color Temps: 3200°K, 4300°K, 5600°K
- Integral inline driver/dimmer
- Available in 4", 8", 1' & 2' Pipes

### The Pipeline Free fixtures are individual Pipes complete with dedicated inline cables and driver/dimmers to control output and feed power.

These fit-anywhere secret weapons come in 4", 8", 1' & 2' Pipes so they light where you could only image before. They are power versatile via 12V automobile battery, 14.4V battery, or AC power. Free lights are available as singles or kits.



### Raw Kits



### Free Kits



### The Pipeline Raw 3' Kit

Includes four 3' Pipes in 3200K or 5600K. Cordura case with 4 ea clamps XLR extension cables, 4-Way Controller.

### The Pipeline Raw 4' kit

Includes four 4' 3200K or 5600K Pipes, Cordura case with 4 ea clamps, XLR extension cables, 4-Way Controller

### Pipeline Free 1' Kits:


Choose from a set of three 3200°K or 5600°K, 1' Pipes housed in a Cordura case, complete with world power supplies, mounts and D-tap cables.

### Pipeline Free 2' Kits:

Choose from a set of three 3200°K or 5600°K 2' Pipes housed in a Cordura case, complete with world power supplies, mounts and D-tap cables.

### Reporter Kit-to-Go

A pair of 1' Pipes with desktop stands that deploy in a minute. Choose 3200°K, 4300°K or 5600°K, or a mix of 2 for variable color. Fits airline overhead. Includes power accessories.



# PIPELINE REFLECT

Advantages of Remote Phosphor LED lighting in a linear form with integral Single or Double Reflector Housings

Due to the popularity of color-accurate remote phosphor LED Pipeline fixtures, the BB&S engineering team devised another system based on the 1" cylindrical linear Pipes. Pipeline Reflect incorporates superior quality reflectors offering increased light output, optimal control, and better light dispersion with practically no spill. Reflects run off 48V for precise dimming and strobe capability, when used with the BB&S 4-Way Controller.

### Perfect Lighting with NO Color Shift

The Reflect System utilizes the same 95 TLCI color-accurate rendering remote phosphor 1-inch/25mm diameter (3200°K, 4300°K or 5600°K) LED Pipes that Pipeline is known for. So no color shift, even while dimming.

### No Flicker at any Frame Rate

All fixtures are strobe capable. The 4-Way Controller offers strobing when used with any DVX or lighting console.

### Variety of Form Factors

Reflect fixtures are available in Single (1', 2', 3', 4', 6', 8') or 2-Bank (2', 3', 4', 6' or 8') versions. Housings are made of rigid, polished aluminum with a contoured base, 1.5" high sidewalls, and a 2", 120° angle dispersion. Smart engineering compresses the angle of illumination and increases the foot-candles by 1.5X.

### Studio Hero with Extra Lumens

Reflect fixtures are ideal for studio grids or anchor desks for a clean up light on talent. Set designers will appreciate that the housings are black for a clean looking installation. And the Reflect housings produce 50% more lumens than the Pipes alone. The 2' Single produces 3000 Lumens, the 2' 2-Bank yields a whopping 6000 Lumens.

One-foot Reflect Single



## REFLECT SINGLES

Individual Pipes in Integral Reflector Housings

- Choose from 1', 2', 4', 6', 8' lengths
- Color Temps: 3200°K, 4300°K, 5600°K
- Max Power Draw 10W per linear foot
- Operates via 3-pin XLR for 10/20/30/40 Watt Driver Dimmers or BB&S 4-Way Controller
- Optional 14.4V DC Operation



1' Reflect Single (3-Pin)



2' Reflect Single (3-Pin)



4' Reflect Single (3-Pin)



6' Reflect Single (4-Pin)



8' Reflect Single (4-Pin)



1' or 2' Driver Dimmer with D-tap Cable



3' or 4' Driver Dimmer with D-tap Cable



3' or 4' 65W PSU



Reflect Single Mini Yoke



Reflect Single Endcap



Reflect Single with 4-Pin-XLR



Reflect Slider



### Easy Mounting

Another benefit is the Reflect housing's easy to mount capability. Low weight and high output makes them a natural for studio grids. A built-in speed rail-type mount allows for mounting onto grids or stands. Place fixtures side-by-side or end-to-end using a range of accessories.

### Variety of Control Solutions

Single and Double Reflects plug and play using BB&S' 4-Way Controller (40 Channels) with DMX/RDM 512 in/out (all function). Controllers can be wall or ceiling mounted. They also operate via 3-pin XLR for 10/20/30/40 Watt Driver Dimmers and can be powered by optional 20W or 65W power supplies or 14.4V batteries. The 3-Pin XLR version makes for neat installation.

### Accessories

Barn doors, grid accessories, and optional removable gel filters.

### What's Remote Phosphor?

Pipeliness utilize a phosphor layer positioned away from the LED emitter, providing brighter, higher fidelity light emission. The phosphors are not bonded directly onto the LEDs to eliminate heat damage/color degradation over time that's inherent in traditional fixtures. So there is better color rendition over the life of light.

### Features


- Perfect rendering 95 TLCI Remote Phosphor Pipes
- Choice of 3200°K, 4300°K or 5600°K
- 120-degree angle dispersion
- Minimized Spill
- Robust aluminum housing
- 1.5X the output as Pipes without Reflect Housing
- Optional battery operation
- Compatible with BB&S 4-way Controller with DMX/RDM 512 in/out (all function)
- Strobe capability when used with optional BB&S 4-Way Controller and any DMX device
- 48V for precise dimming
- Both Single and Double come with BB&S Slider that fits both 1/4-20 and 3/8 mounts



## REFLECT 2-BANK

Double Pipes in Integral Reflector Housings

- Choose from 2', 4', 6' or 8' lengths with dual mounting plates
- Color Temps: 3200°K, 4300°, 5600°K
- Max Power Draw 10W per linear foot
- Operates via BB&S 4-way Controller with DMX/RDM 512 in/out (all function)
- Also operates via AC or 14.4V battery



## 4-WAY CONTROLLER

Get 4 Channels of 40W per channel. Utilizing the 4-channel control, Reflect Series fixtures are fully dimmable (100% to zero) without color shift or flicker. The control offers 8- or 16-bit DMX and manual dimming plus strobe. The firmware is upgradable to avoid obsolescence.



4-pin car cable with a splitter for 2 channels on 4-way Controller



Reflect Dual Mini Yoke



2-Bank Reflect End Cap



Reflect Quad Mini Yoke



## COMPACT BEAMLIGHT FAMILY


BICOLOR • SINGLE COLOR

### A New Lighting Category

The Compact Beamlight is a new type of studio, stage and architectural lighting. With a 5.5" footprint, these versatile LED powerhouses draw just 40W yet produce up to 4000-lumen output at 98 TLCI (Bicolor). While other fixtures produce a wider, less defined beam, the CBL-1 outputs a hard-shadow high contrast beam that fades from 100% at center to 50% at the edges, so it's good for mixing and overlapping with other lights—while eliminating blinding glare.

### Small & Cost-effective

BB&S CBL-1 lights are ideal for news sets and stages requiring consistent lighting and for specialty uses like approximating headlights or mounting up to 90'/30m overhead—without spill, glare or stray light. Each fixture offers the identical 1.5 kg/3.3-lbs weight and dimensions 5.5" long x 1.7" diameter. 3-pin XLR with cable, standard yoke and TVMP allowing quick repositioning within the same grid brackets or clamps as other CBL-1s.



### Features:

- 4000 Lumen output
- 98 TLCI (Bicolor)
- Small Footprint 165mm/6.5" long, 140mm/1.7" dia
- Lightweight (1.5 kg/3.3-lbs)
- All fixtures identical in size and weight
- Choose from four beam angles
- Four fixed color temperatures
- 100% to zero smooth dimming
- Draws 40W maximum
- Runs silently, no fan
- 3-pin XLR and 1.5 meter cable
- DMX compatible
- Hard shadow, evenly across entire beam

### Choose Beam Angle Color Temperature:

|                            |                              |
|----------------------------|------------------------------|
| BBS-2801 CBL-1 ACL 2700°K  | BBS-2806 CBL-1 MEDIUM 3000°K |
| BBS-2802 CBL-1 ACL 3000°K  | BBS-2808 CBL-1 MEDIUM 5600°K |
| BBS-2803 CBL-1 ACL 4000°K  | BBS-2821 CBL-1 BICOLOR       |
| BBS-2804 CBL-1 ACL 5600°K  | 2700°K/4300°K/6500°K         |
| BBS-2809 CBL-1 VNSP 2700°K | BBS-2813 CBL-1 WIDE 2700°K   |
| BBS-2810 CBL-1 VNSP 3000°K | BBS-2814 CBL-1 WIDE 3000°K   |
| BBS-2811 CBL-1 VNSP 4000°K | BBS-2815 CBL-1 WIDE 4000°K   |
| BBS-2812 CBL-1 VNSP 5600°K | BBS-2816 CBL-1 WIDE 5600°K   |



### BB&S Proprietary Tech

BB&S' proprietary 126mm diameter collimator lens converts up to 90% of the LED output to produce a high intensity narrow beam with minimal spill. The BB&S engineers designed Compact Beamlights to run silent due to an effective heat dissipation rear section that eliminates a cooling fan.

### The 15-fixture Family

Choose from four fixed color temperatures (2700°K, 3000°K, 4000°K, 5600°K at 95 TLCI or Bicolor 2700/4300°K at 98 TLCI) and four beam angles: 7.3 (ACL), 10.7, 13.1, 16.7 degrees—each smoothly dimmable 100% to 0.



*Bicolor Pelicase DMX/RDM controller for 4 Bicolor heads (8 channels) for wireless power*

### Versatile Operation

CBL-1s deliver with a 3-pin XLR, 2m cable, TVMP and standard yoke. They offer several operating choices.

The BB&S 4-Way Controller runs up to 4 Beamlights individually and is prepared for optional wireless DMX control or built-in DMX 512 RDM in and out and 48V power. It offers full dimming without color shift or flicker and 8- or 16-bit DMX and manual dimming plus strobe. Or user's may choose the optional BB&S 40W Driver/Dimmer with 3-pin XLR connector which can be used with either a PSU or battery. Or the 40W Driver/Dimmer and inline D-Tap cable provide battery operation. Resourceful gaffers can use standard drivers that operate off 12V.



*Compact Beamlight Bicolor 2700/5600K 2 x 2 fixture mounted in yoke*



# FORCE 7 LED LEKO

This highly focusable instrument delivers output brighter than traditional high powered Lekos while drawing merely 180W at maximum output. It is the first LED Leko to offer the convenience of a single source LED and 97 CRI color rendition. Better yet, Force 7 delivers smooth, even, light (edge to edge) with no hot spots or double shadows when using a gobo.

- More powerful
- Silent, heatless operation
- No color shift when dimming 100% to 0
- Better color rendition
- Clean, sharp cuts edge to edge
- Precision focus
- Even field with no spill



*Finally, we have a dimmable daylight LED Leko that is bright enough to hold its own vs. traditional HMIs."*

Doug Shannon, IATSE Local 52 Gaffer



## FORCE 7 LED LEKO

### POWER

|                       |  |
|-----------------------|--|
| AC Power Universal    | 100-270V nominal 50/60Hz 48V           |
| Max Power Consumption | 180 Watts 230V 0.81Amps/120V 1.55 Amps |
| Cable type            | PowerCON TRUE1 locking AC or connector |

### THERMAL

|                        |                   |
|------------------------|-------------------|
| Ambient Operating Temp | 0-40°C / 32-104°F |
|------------------------|-------------------|

### LAMP type:

|                        |                          |
|------------------------|--------------------------|
| High quality LED array |                          |
| Color temperatures     | 3000°K, 5600°K or 6500°K |
| CRI                    | 97                       |

### CONTROL

|                                     |                  |
|-------------------------------------|------------------|
| 8 bit-16 bit DMX 512 w/5-pin in/out |                  |
| Flicker Free Dimming                | 100%-0           |
| Channels                            | Up to 4-channels |
| Strobe                              | Ultra Fast       |



# K-7 TWIST COMPACT LED BALL LIGHT

## Versatile Set and Museum Lighting

Size matters and looks count. The K7 is a compact, highly versatile and just plain cool, magnetic LED ball light. Designed for easy focusing and great quality of light, the K7 has become very popular as set and museum display lighting. It takes up very little space and delivers a wide range of lighting option.

The K7 is attached via a strong neodymium magnet and can be focused in any direction. Beam control is obtained by the use of quick-change lenses and honeycombs.

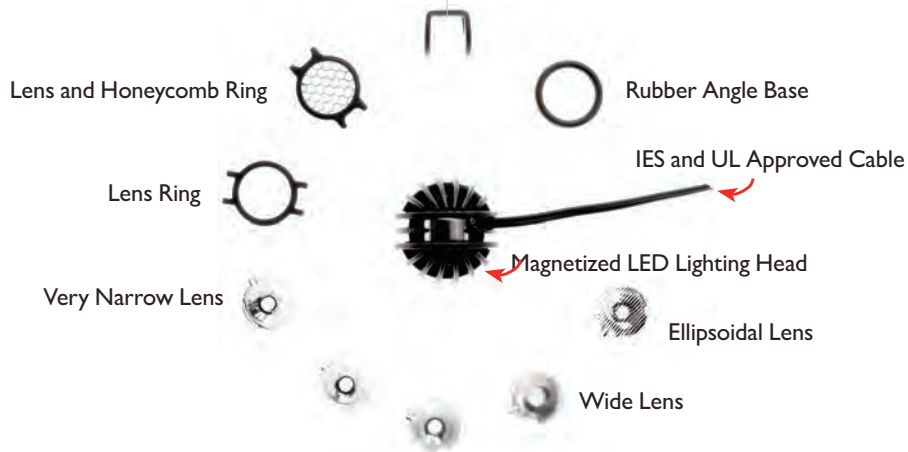
The K7 comes with a 3W LED at 2700°K, 3000°K or 4000°K LED. With a diameter of 35mm the K7 is suitable for most setups. Dimmable power-supply and distribution PCBs are part of the K7 product range.

## Specifications

Max. Forward Current: 700 mA  
 Typical Forward Voltage: 2.9 V  
 2700°K Min. Flux at 700 mA: 160 lm  
 3000°K Min. Flux at 700 mA: 237 lm  
 4000°K Min. Flux at 700 mA: 237 lm  
 LEDs: 3W 2700°K, 3000°K or 4000°K at 95 CRI  
 Optional Dimmable LED Driver  
 Diameter 35mm / 1.38"  
 Weight: 50g / 1.76 oz  
 Thermal: Ambient Operating Temperature  
 0-40°C / 32-104°F

## Benefits

CRI 95  
 Easy installation  
 Very low power consumption  
 High reliability  
 Very compact and versatile  
 Variety of easy-change lenses  
 Available in black, white, or custom color



Pipeline 3' 4-Bank

Pipeline 4' 4-Bank



*When you do what I do, you're attached to the success and longevity of the fixtures that you recommend, and BB&S has never let me down."*

Nicholas Hutak, DP/Lighting Designer



Pipeline 1'



**SALES U.S.A.**

Tel.: 1-800-820-6610  
info@bbslighting.com  
bbslighting.com

**INTERNATIONAL SALES**

International Headquarters  
Distribution & Production  
Tel.: +45 70 27 42 41  
sales@brothers-sons.dk  
brothers-sons.dk

**RENTAL SUPPORT**

Rental and Sales  
Tel.: +46 70 333 78 00  
rentalsupport@bbsrentalsupport.com